

# AMERIGEL® POST-OP SURGICAL KIT

## Instructions following Nail Surgery

### General Information:

Stay off your feet as much as possible today. You may wear any shoe, sandal or open toe footwear that does not squeeze, constrict or put pressure on your toe(s). Your toe(s) may remain numb for up to 6-10 hours after the procedure. Slight bleeding, discoloration or drainage is normal. Please contact our office if you have any questions or concerns.

### Discomfort:

You may elevate your foot to help reduce minor swelling and discomfort. You may also take over-the-counter pain relievers as directed. If the pain or discomfort is not controlled adequately, then contact our office.

### Removing the surgical bandage:

Starting the day after surgery, carefully remove the dressing and shower or bathe as normal. To make the bandage easier to remove with little or no discomfort, saturate it with Amerigel® Wound Wash Solution (bottle). Wait several minutes then remove.

### Daily dressing changes:

**Step 1.** Remove the existing bandage and gauze then shower or bathe as normal. Following shower or bath, thoroughly rinse the surgical site (nail bed) with Amerigel® Wound Wash Solution (bottle) and blot dry. Apply a liberal amount of Amerigel® Wound Dressing (tube) as shown in **Image 1**. Stinging may occur and is normal.

**Step 2.** Cut a piece of gauze to fit directly over the entire surgical site and place as shown in **Image 2**. The gauze will help absorb drainage as the nail bed heals.

**Step 3.** Secure the gauze in place with the fabric bandage. **IMPORTANT** - The bandage should be applied around the toe resembling a ring. **(When bandaging your toe, apply the bandage loosely.)** See **Image 3**.

**CHANGE YOUR DRESSING ONCE DAILY**



Your next follow-up visit is scheduled on:

Date: \_\_\_\_\_ Time: \_\_\_\_\_ AM/PM

IMAGE 1:

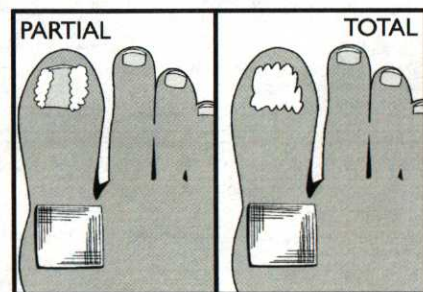


IMAGE 2:

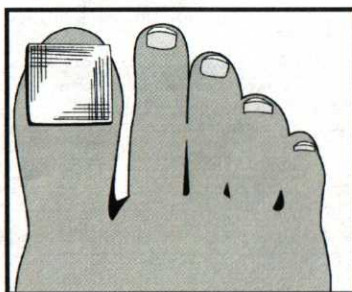
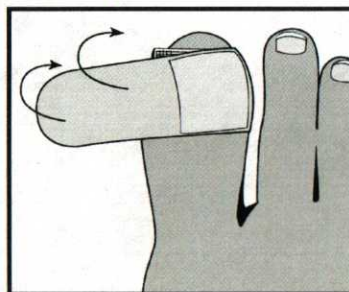


IMAGE 3:



**KENTLANDS  
FOOT & ANKLE CENTER**



60 Market Street, Ste. 202  
Gaithersburg, MD 20878  
(301) 330-5666  
www.bestfootcare.com

**Jon M. Sherman  
DPM**